

Report

Climate Change Politics: 10 Ontario Ridings

January 2022



DATE 2022-01-28

Leger

We know Canadians

METHODOLOGY

Context and Objectives

Context

Clean Prosperity works at federal and provincial level to find climate change solutions that are innovative, support economic growth and generate new economic opportunity. Through this project, Clean Prosperity team wants to understand the opinion of a specific targeted sampling of Ontario residents on climate change issues, carbon tax and policies to address carbon pollution.

Objectives

The objectives are to understand:

- The importance of climate change for Ontario voters
- Impact of Carbon tax as an issue in deciding provincial election ballot
- Impressions of the provincial government's position toward the federal carbon tax

Methodology

Study Population

- Canadians, aged 18 and older.

Data Collection

- A total of n=1511 online surveys were conducted in 10 GTA ridings via Leger's online panel, LEO.
- Efforts were made to ensure a balanced number of surveys were completed in each riding
- Interviews were conducted from January 04 to January 19, 2022.

The Ridings sampled were:

- | | |
|--------------------------------------------------------------------------------------------------------------------------------------------------------------------------------------------|---------------------------------------------------------------------------------------------------------------------------------------------------------------------------------------------------|
| <ul style="list-style-type: none"> • Ajax • Brampton South • Mississauga East–Cooksville • Mississauga–Streetsville • Eglinton–Lawrence | <ul style="list-style-type: none"> • Etobicoke Centre • Etobicoke North • Etobicoke Lakeshore • Northumberland–Peterborough South • Willowdale |
|--------------------------------------------------------------------------------------------------------------------------------------------------------------------------------------------|---------------------------------------------------------------------------------------------------------------------------------------------------------------------------------------------------|

For analytical purposes, the several of the ridings were organized into the following groups:

- Etobicokes: Etobicoke Centre, North and Lakeshore
- Mississauga/Brampton: Mississauga East-Cooksville; Streetsville and Brampton South
- Eglinton/Willowdale: Eglinton-Lawrence and Willowdale

Methodology

Statistical Analysis

- As a non-probability internet survey, a margin of error is technically not to be reported.
- If the data were collected through a random sample, the margin of error would be (n=1500) $\pm 2.53\%$, 19 times out of 20.
- Using data from the 2016 Census, results were weighted according to age, gender and region in order to ensure a representative sample of the population.
- The numbers presented have been rounded to the nearest whole number. However, raw values were used to calculate the sums presented and therefore may not correspond to the manual addition of these numbers.
- The occasional references to past Clean Prosperity research was conducted by Leger February 10 - 23, 2021 with n=759 905 residents. The data was weighted to ensure a representative sample of the population.

Summary of Findings

Findings (1/2)

Top of Mind Concerns:

Inflation, cost of living pressures and affordable housing are top of mind concerns among respondents in the 10 target ridings. About 8% residents mentioned climate change and its impacts as their priority concern. However, 72% respondents expressed concern about climate change and its impact on them and their family when asked.

- 66% of PC voter base is also concerned about the climate change impact on their families, which is 9 percentage points higher than February 2021 research results. It should be noted that the February 2021 data collection from the 905 GTA region wasn't defined solely by these specific ridings.
- 73% respondents support achieving net zero carbon emission goal by 2050.
- 60% respondents also agreed that they will vote for a provincial party only if it has a credible climate change plan.

Over half of the respondents believe that the provincial government is capable of taking action to bring economy back on track without delaying actions to address climate change. They further believe that delaying climate change action will cost Ontario more in future.

Overall, 53% respondent rated Doug Ford's performance on environmental issues as poor and two-thirds of accessible PC voters expect the Ontario government to do more to address climate change.

Carbon Pricing Policies:

Made-in-Ontario Carbon Pricing System: 57% of residents support the made-in-Ontario Carbon pricing system being negotiated. The support is slightly stronger among the PC voter base as 60% of them support the policy. 54% accessible PC voters also support this form of policy, which is improvement over 44% support in February 2021. If Doug Ford campaigns for replacing federal tax with a made-in-Ontario carbon tax, 75% of voter base will continue to vote the party while 8% of accessible voters are likely to vote for the PC party.

Findings (2/2)

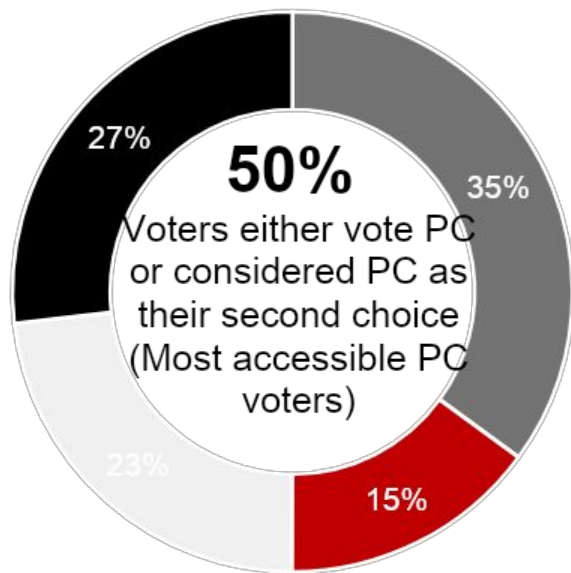
Current Carbon Tax: Half of respondents, voter base and accessible PC voters in these target ridings favour the current system of charging for carbon pollution. On explaining that the tax collected gets rebated back to families and business, another 43% of those respondents initially opposing the approach shifted to supporting the tax. This form of tax also makes 13% accessible PC voter more likely to vote the party.

Carbon Tax (Cut Income Tax Rates): The form of carbon pricing where the proceeds from the tax are used to cut the income tax rates finds support among 53% of the residents. 55% of PC voter base also favour this form of a carbon tax, in line with support for current carbon tax. However, adoption of this policy has the greatest chance of increasing PC support. 18% of accessible voters say they are more likely to vote for the PC Party, slightly higher than 13% with current carbon tax approach.

Detailed Results

PC Voter Pool

Half of the target ridings consider the Progressive Conservative party among their top two choices in a provincial election



- PC Voters
- Most Accessible PC voters
- Other PC voters
- Non-PC voters

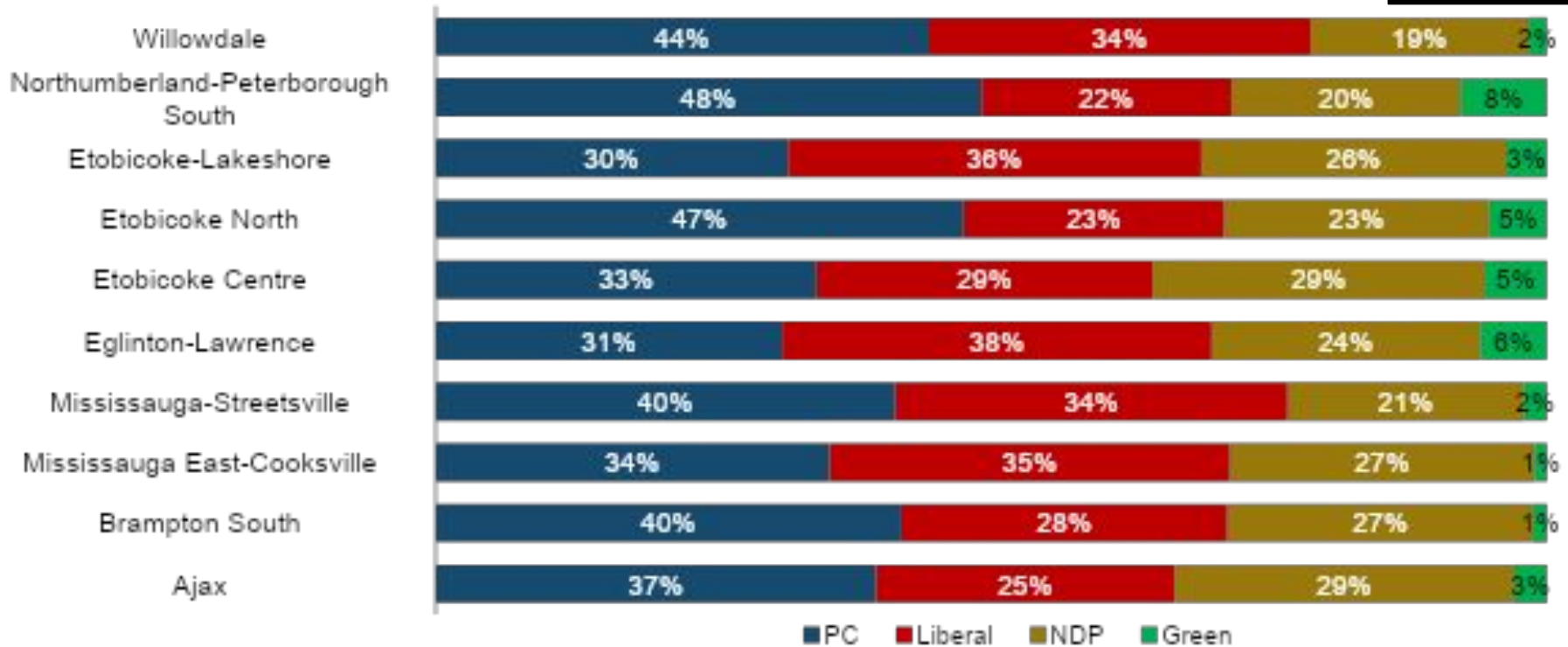
Term	Definition	Proportion	Feb 2021
PC Voter base	Always vote PC in Provincial elections or will vote PC if election happen tomorrow	35%	41%
Most Accessible PC Voters	PC among top-two choices/PC-Liberal Switcher	15%	19%
Other Accessible PC Voters	CPC not excluded as a possible ballot choice	23%	21%
Non-PC Voters	Other than above (Never vote PC)	27%	20%

Accessible
Voters

Calculated based on provincial election voting questions

Base : Total Residents (n=1511)

Voting Intentions by Ridings:



Q1: If the Provincial election was tomorrow which of the party's candidates below would you be most likely to support?

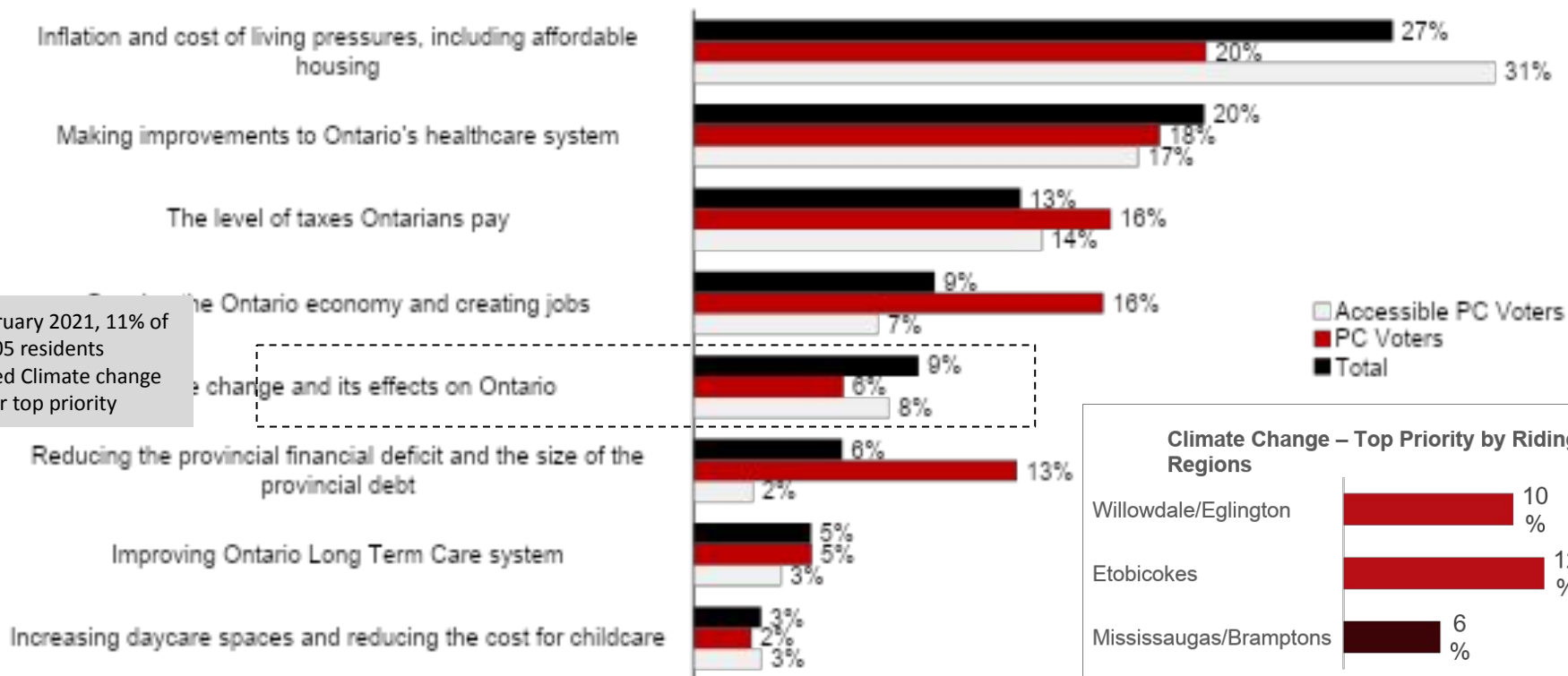
Q1A: Is there a Party you are leaning toward supporting, even just a little?

Base : Total Residents (n=1511)

Detailed Results


Priority Issues

Inflation and cost of living pressures is the top concern among residents currently, 9% have climate change as top priority



In February 2021, 11% of GTA 905 residents selected Climate change as their top priority

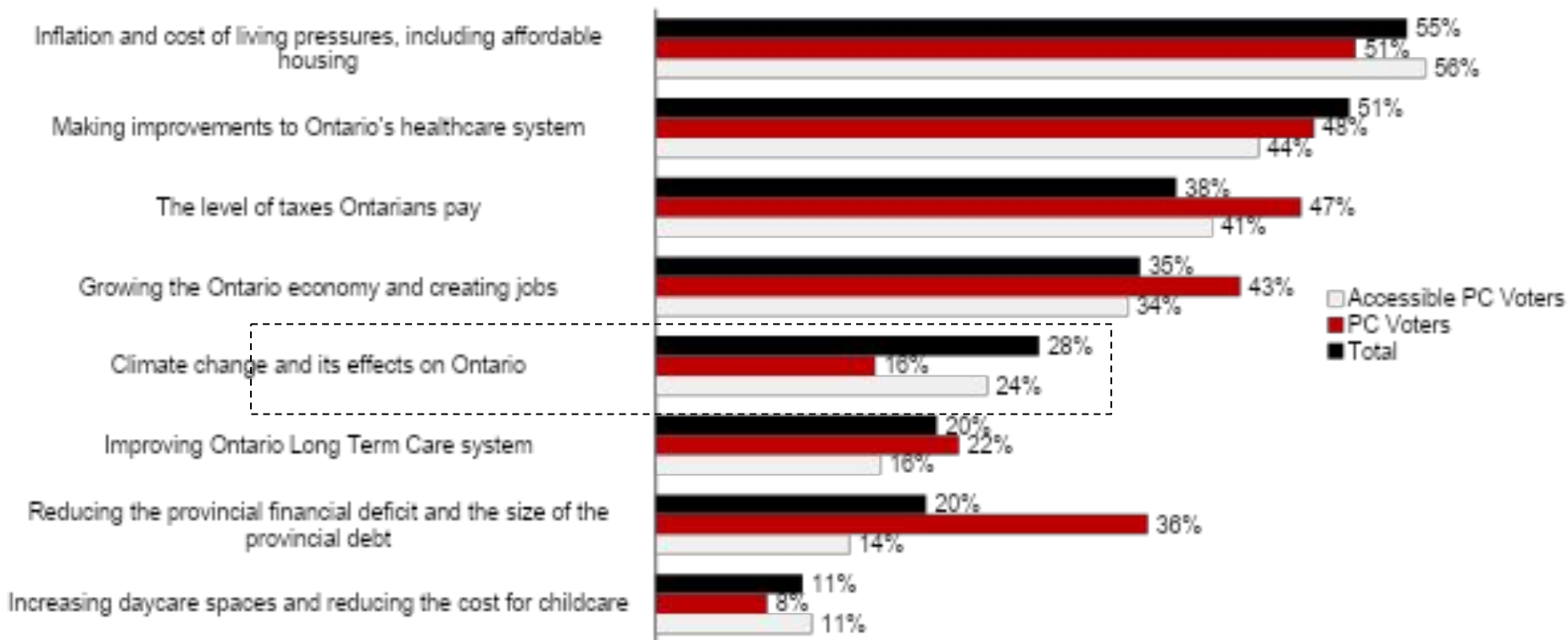
Climate Change – Top Priority by Riding Regions



Q6: Please select the top issue that are most likely to influence which party you end up supporting.

Base : Total Residents (n=1511)

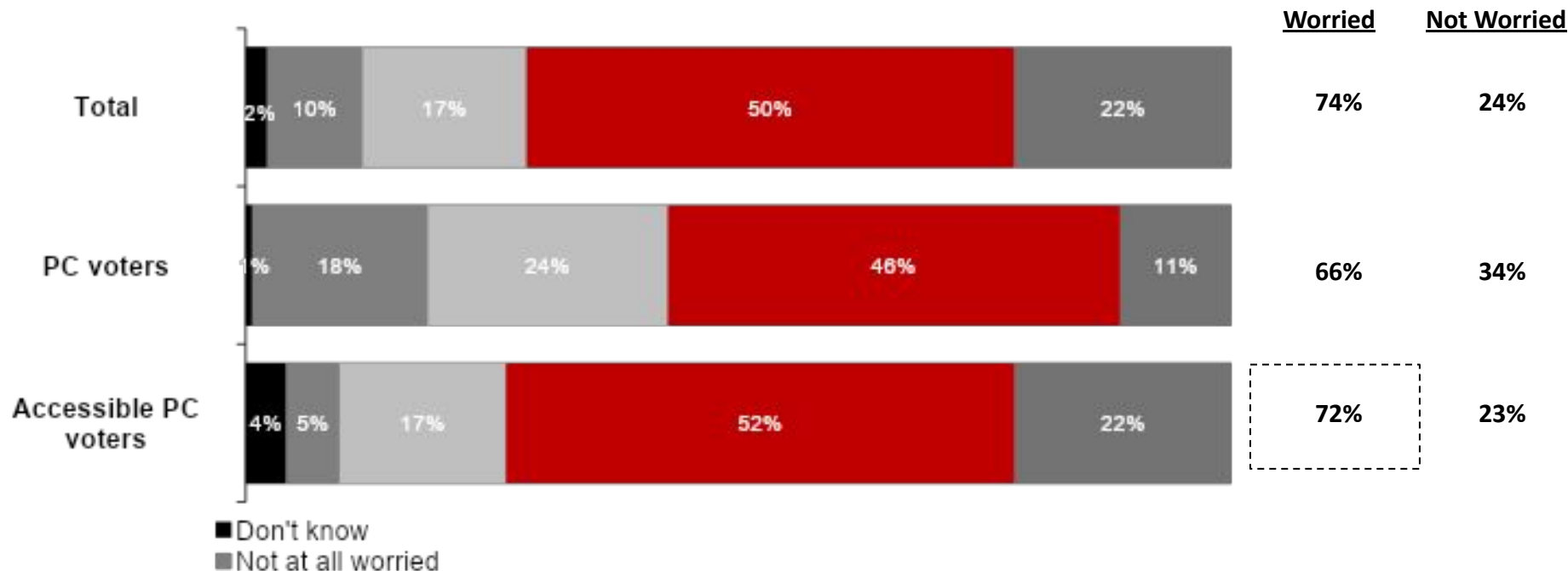
Over a quarter of respondents consider climate change as one of their top three concerns



Q6: Please select the top issue that are most likely to influence which party you end up supporting.

Q7: Thinking of the same list of issues, which 2 issues would be next in terms of influencing which party you end up supporting? Base : Total Residents (n=1511)

However, 66% PC voter base and 72% accessible voters mention climate change as worrisome when asked about it specifically

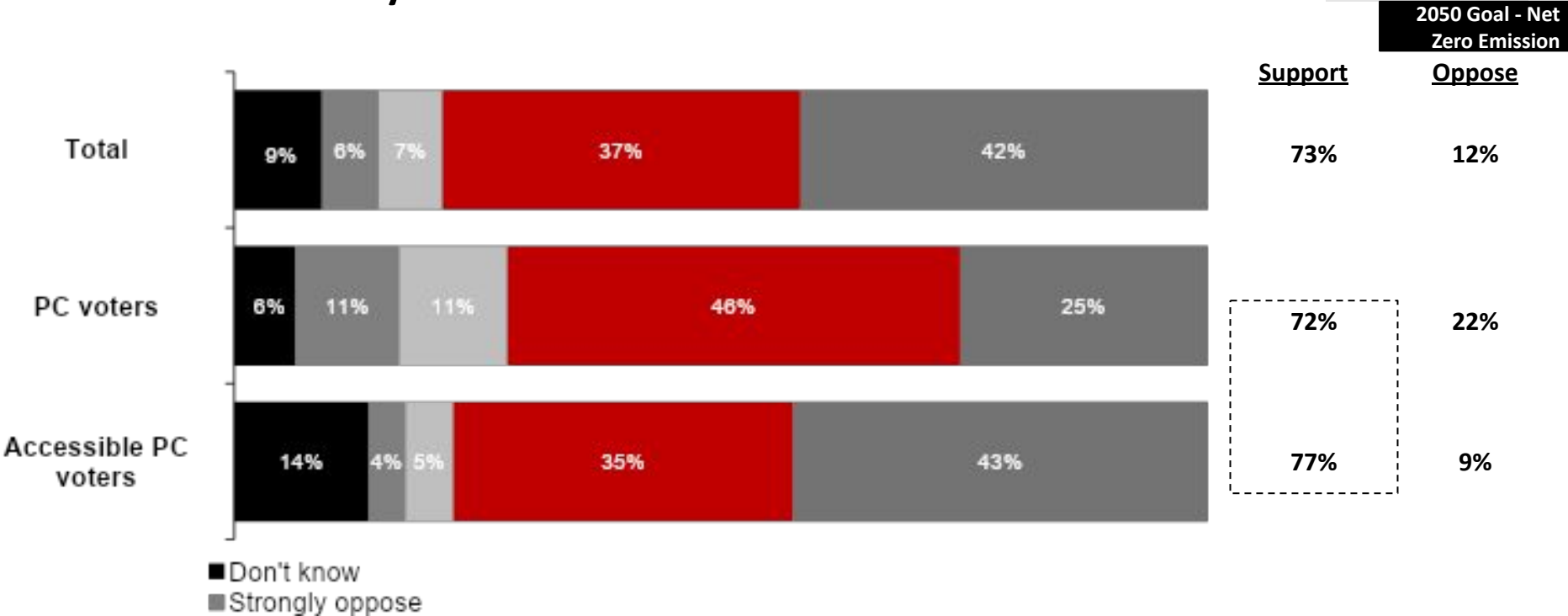


- In February 2021, 57% PC voters in GTA were worried about climate change (9% lower than this wave)
- 71% Mississauga/ Brampton residents are worried about climate change vs. 77% of Etobicoke

Q7: When you hear news and discussion about climate change how worried are you about how this will impact you and your family?

Base : Total Residents (n=1511)

About three-quarters voters also support the adoption of goal of net-zero emissions by 2050



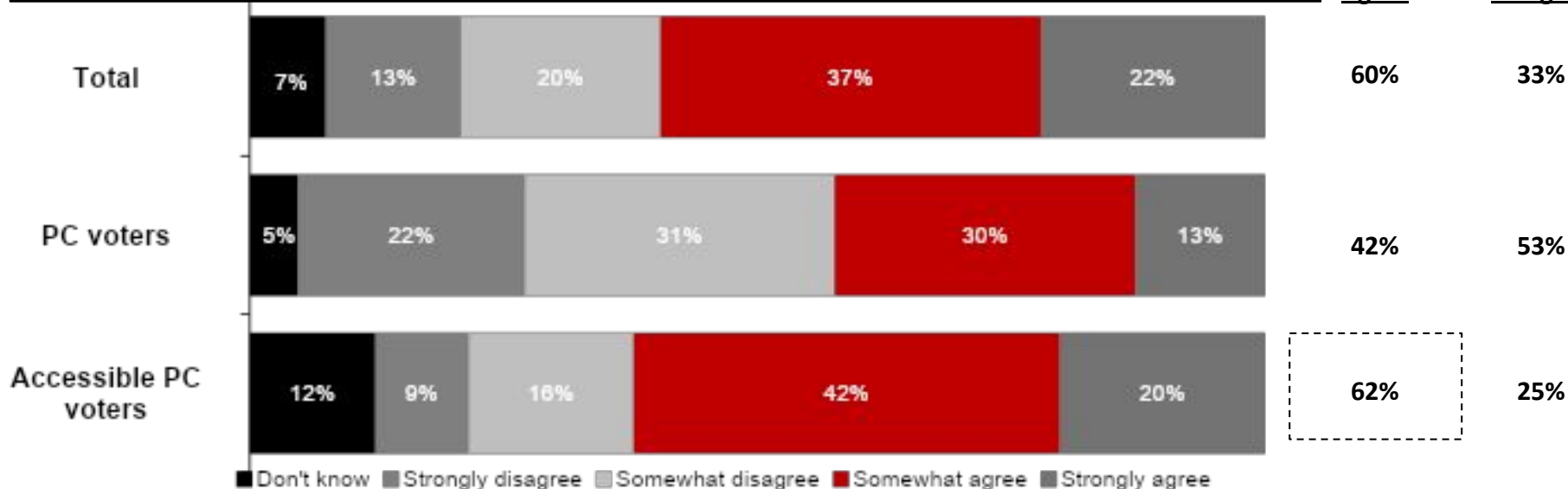
• Support for net-zero emissions is strongest in Eglinton- Lawrence (88% support) and weakest in Mississauga/ East – Cooksville (72% support)

60% of total riding voters, and 42% PC voters would vote for a provincial party only if it has strong climate change plans

Agree or disagree: *I cannot vote for a provincial political party unless they have a strong plan for addressing climate change.*

Agree

Disagree



- 52% Mississauga/ Brampton residents agree to the statement, vs. 67% Etobicoke and 63% Willowdale/ Eglington residents.
- 65% of voters aged 18-35 agree with the statement, vs. 57% of residents aged 55+ years

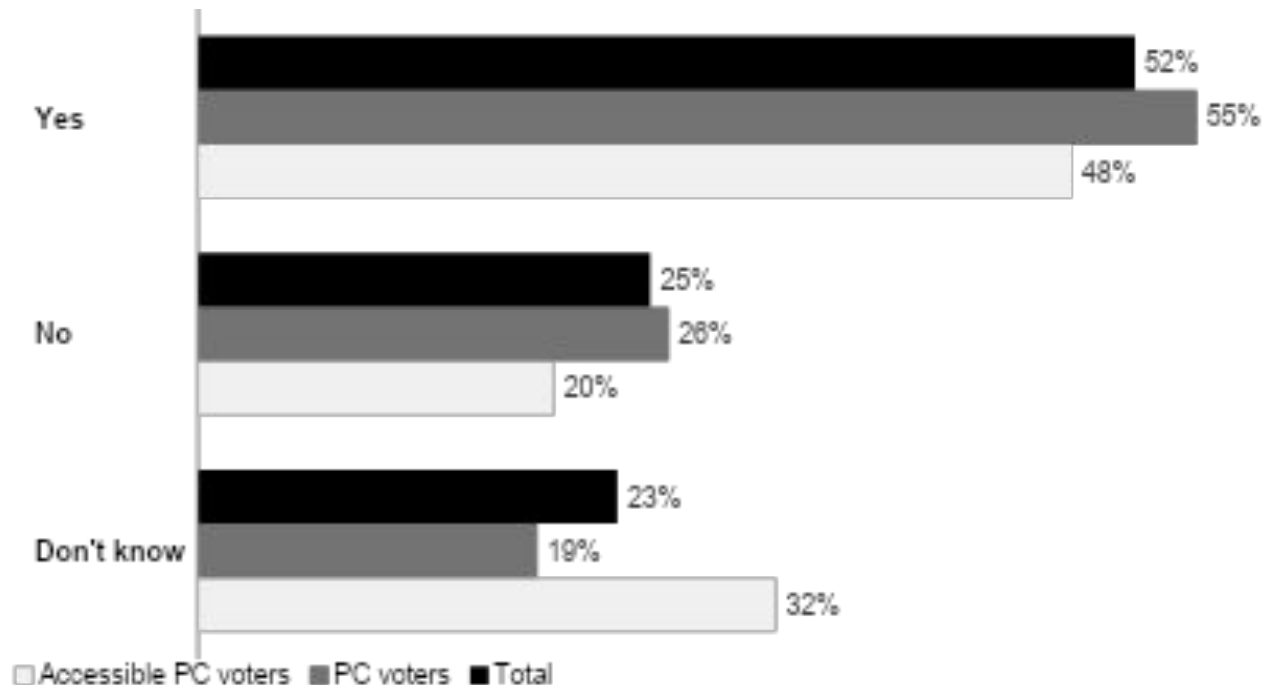
Q8: Do you agree or disagree with the following statement: *I cannot vote for a provincial political party unless they have a strong plan for addressing climate change.*
Base : Total Residents (n=1511)

Detailed Results

Climate Change vs. The Economy

52% of target riding voters believe that Ontario government can take climate change actions while working towards improving economy

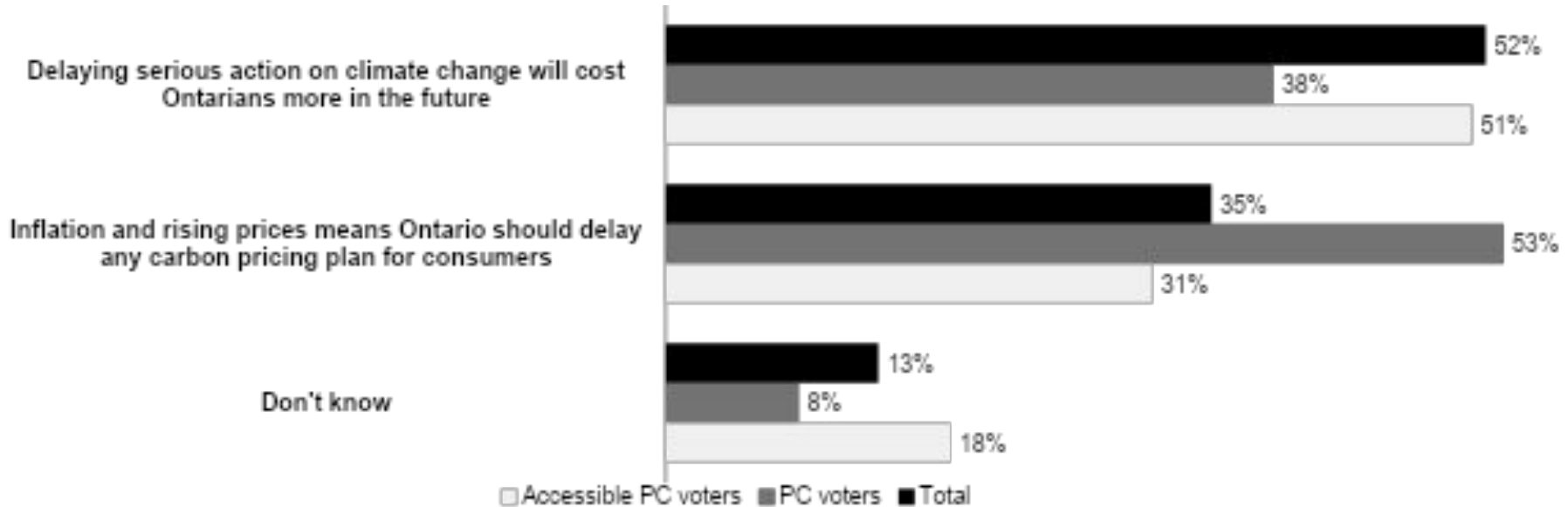
56% of Etobicoke ridings voters believe the provincial government can take both actions, (vs. 46% Mississauga/ Brampton ridings)



Q19: Do you believe it's possible for the ON government to take the necessary actions to get ON's economy back on track post-pandemic & also have strong credible policies to reduce carbon emissions to help slow the effects of climate change?

Base : Total Residents (n=1511)

Over half of accessible PC voters and 38% of their voter base believe that delaying action on climate change will cost Ontario more in future



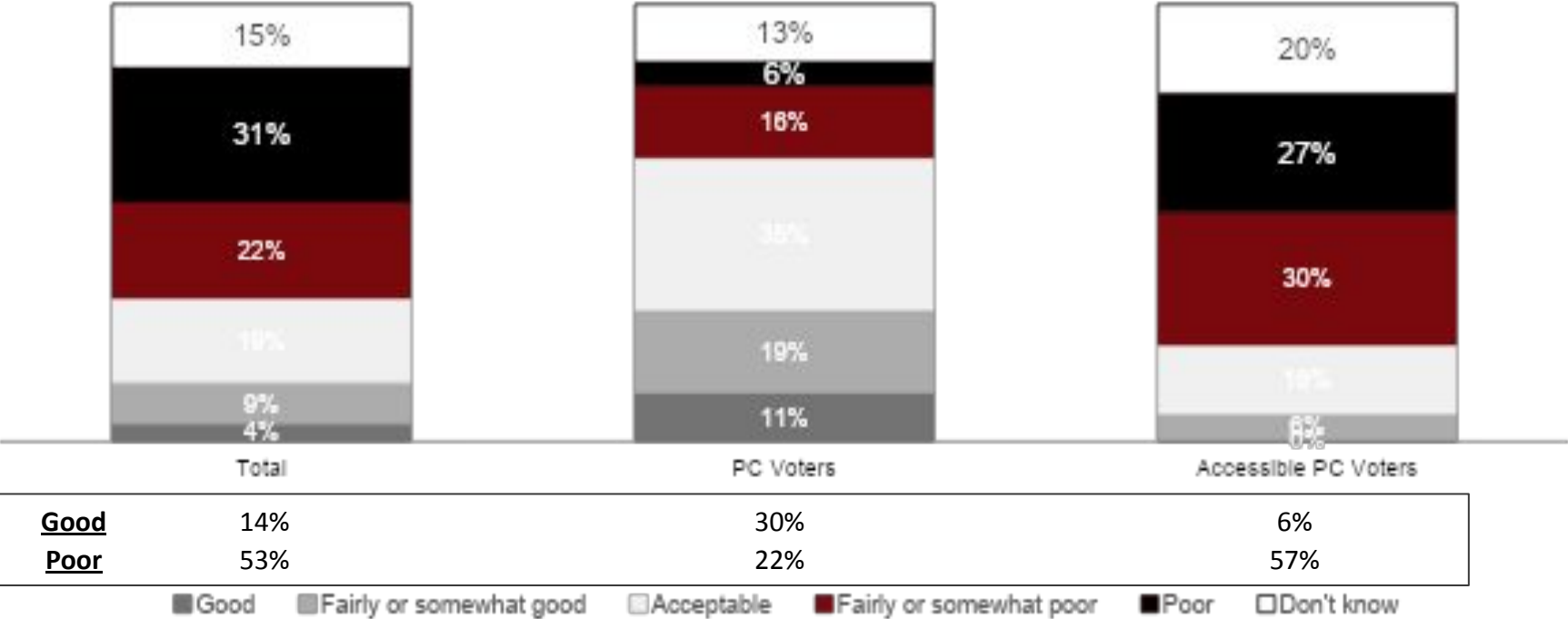
- While 57% of the Etobicoke and Willowdale/ Eglington ridings believe there shouldn't be any delay in taking action but only 45% of Mississauga/ Brampton ridings agree that delaying may cost the province more in the future.
- 39% of males believe Ontario should delay carbon pricing plans because of inflation and rising price management

Detailed Results

Impression – Ontario's Climate Change policies

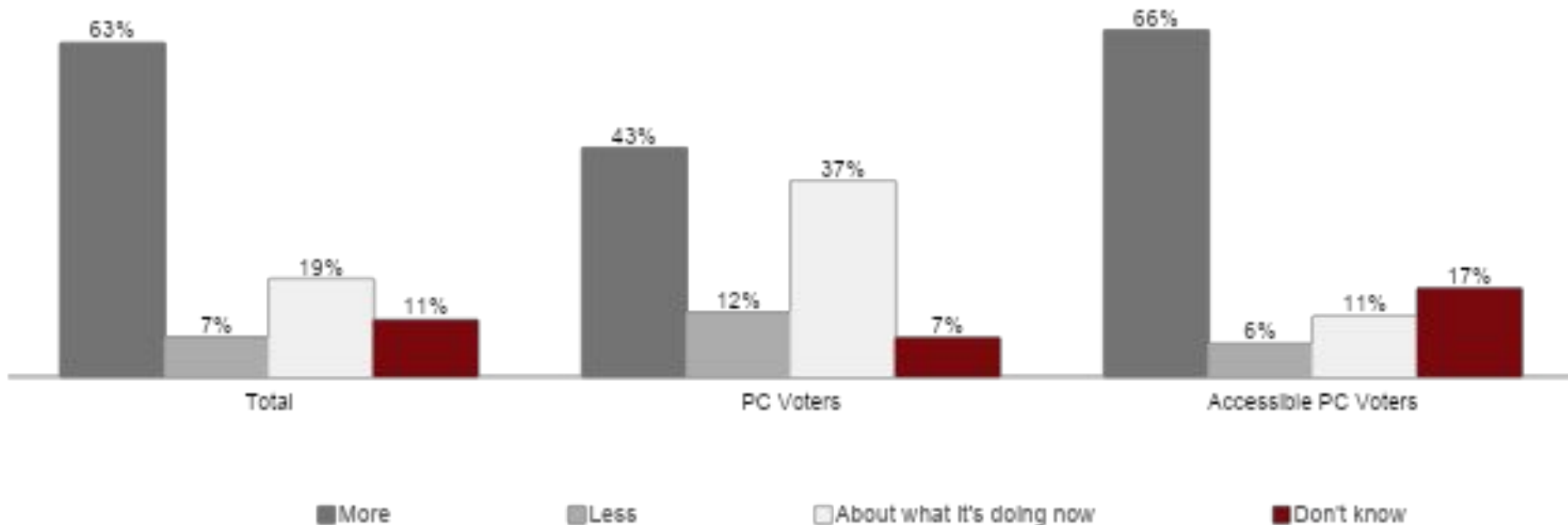
Over half of the riding residents and 57% of accessible PC voters believe that Doug Ford is performing poorly on climate change issues

24% of Mississauga/ Brampton voters find Doug Ford’s policies acceptable as compared to 16% Willowdale/ Eglington voters



Two-thirds of accessible PC voters expect the Ontario government to do more when it comes to addressing climate change

67% of the Etobicoke ridings voters expect Ontario government to do more vs. 56% of Mississauga/ Brampton riding voters

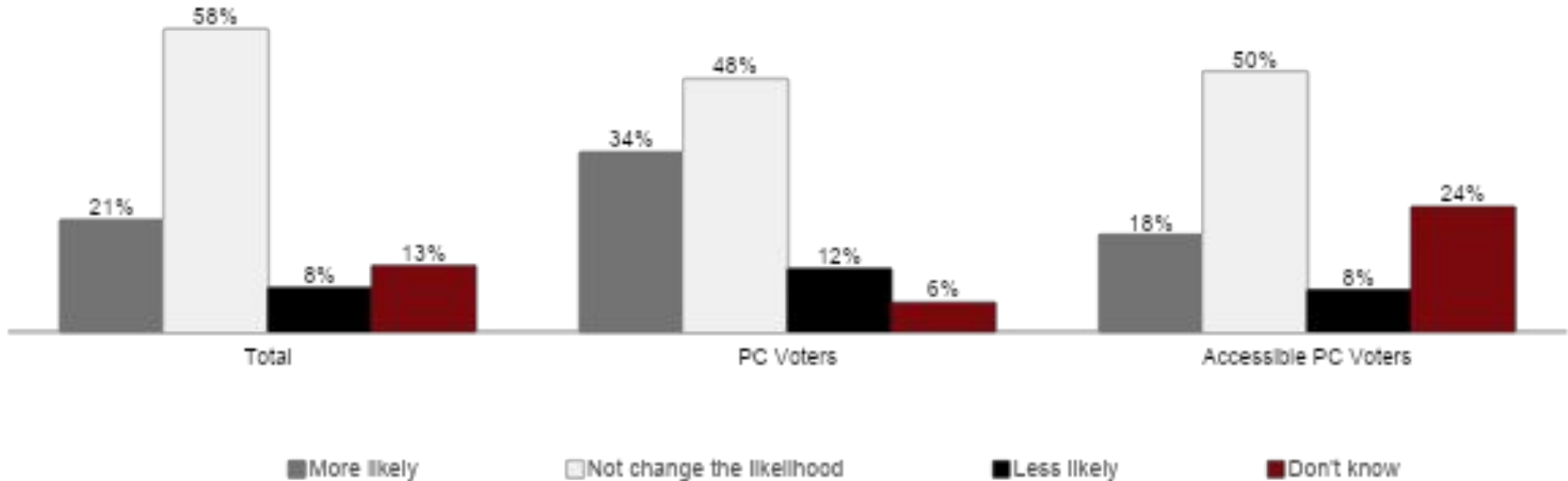


Q10: Based on what you know and have read, do you think Premier Ford and the Ontario government should do more or less when it comes to addressing climate change?

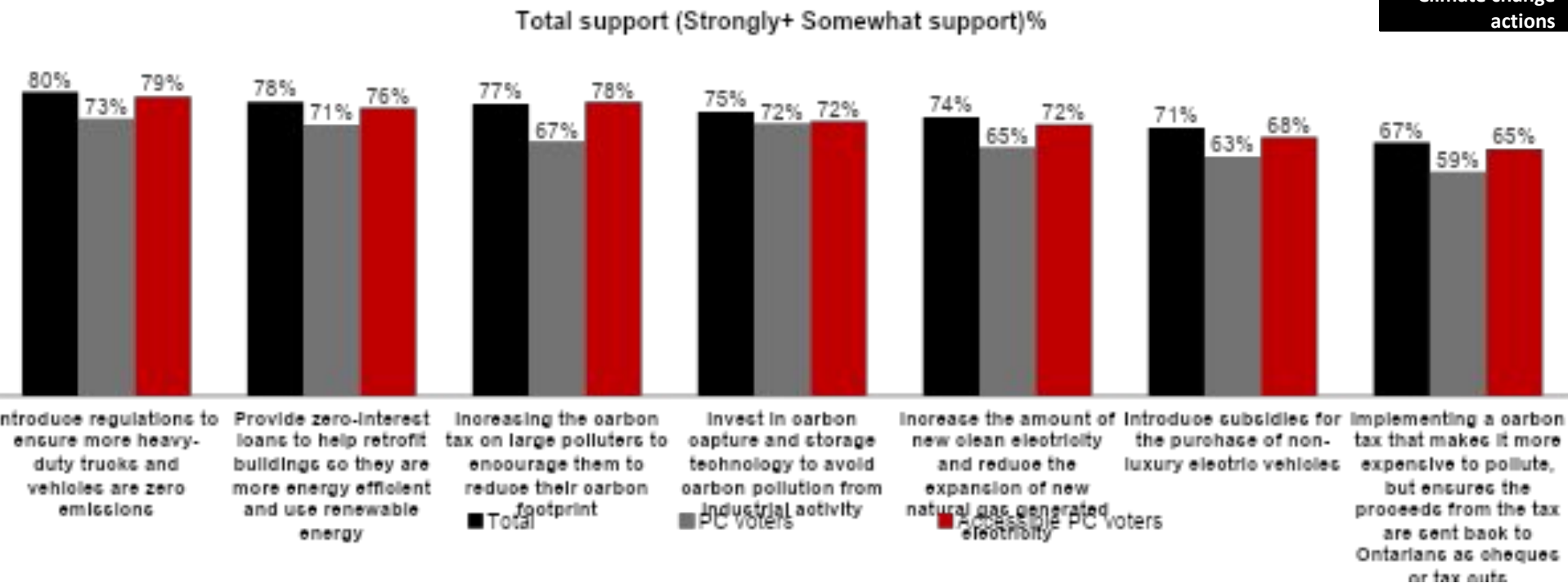
Base : Total Residents (n=1511)

Announcing more climate change policies would make 18% accessible voters more likely to vote for the PC party

25% of Mississauga Streetsville, Willowdale voters would be more likely to vote Doug Ford if more climate change policies are introduced (vs. 14% Mississauga East- Cooksville).



At least two-thirds of residents would support all these policies to reduce carbon footprint



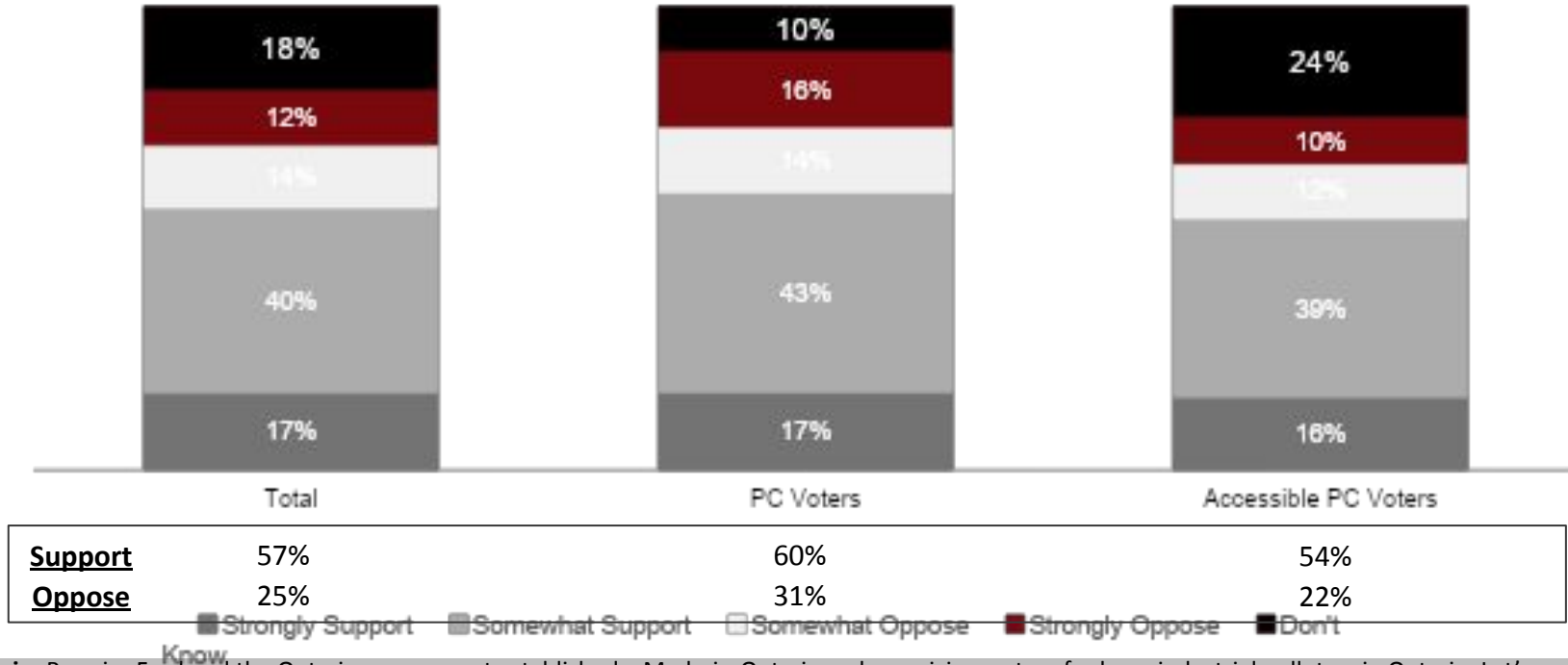
- Implementing a carbon tax finds least support in Mississauga/ Brampton ridings (62% support vs. 74% in Etobicoke ridings)
- 84% in Etobicoke support increasing carbon tax on large polluters (vs. 70% in Mississauga/ Brampton ridings)

Detailed Results

Made-in-Ontario Carbon Pricing Policy

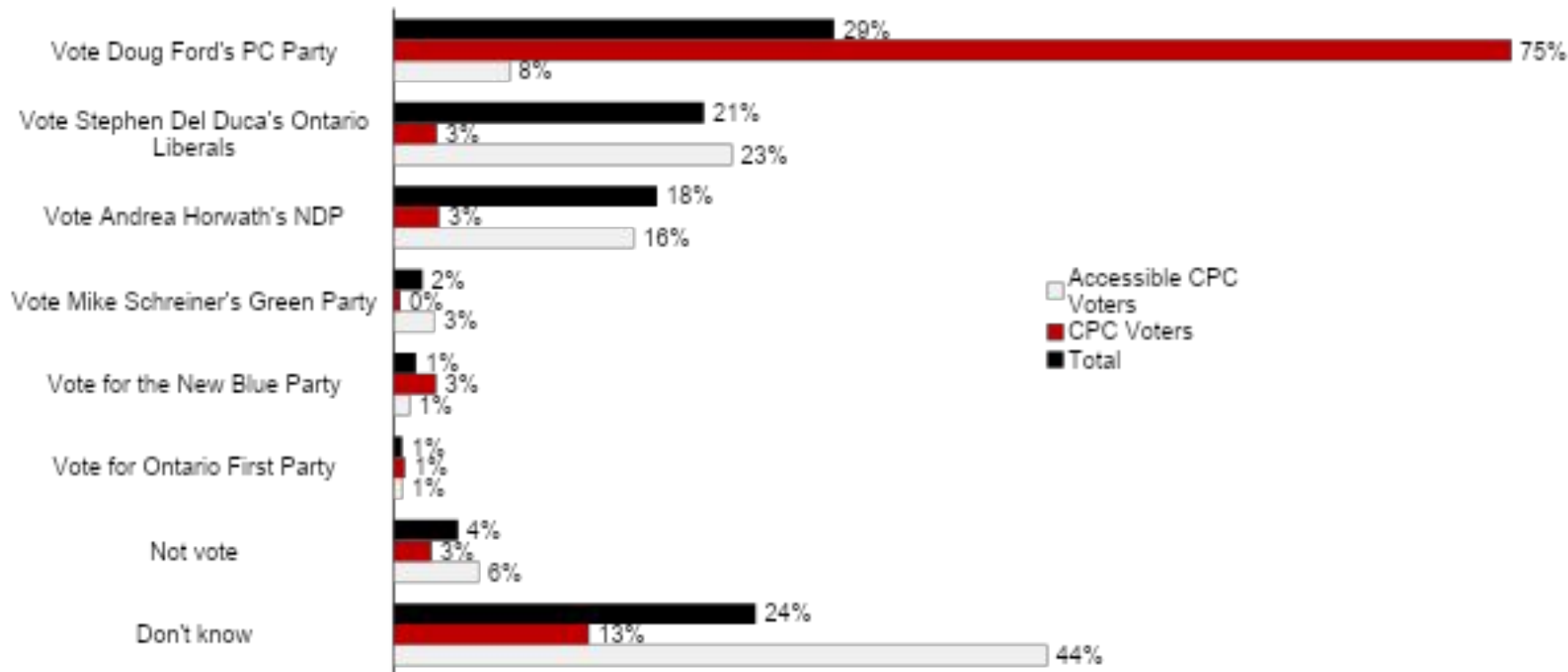
57% residents and 54% accessible PC voters support a Made-in-Ontario carbon pricing policy

62% males support the made-in-Ontario carbon pricing system vs. 52% females. 63% in the Etobicoke ridings support the policy vs. 51% in the Mississauga/ Brampton ridings.



Scenario: Premier Ford and the Ontario government established a Made-in-Ontario carbon pricing system for large industrial polluters in Ontario. Let's consider a situation where Premier Ford decided that the best way to fight climate change was to expand a carbon pricing system to all consumers. This would mean fossil fuels such as gasoline and home heating would be included in the carbon pricing system. However, all money collected would be provided back to Ontarians in the form of a rebate.

8% accessible PC voters will vote Doug Ford if he replaces the federal carbon tax with made-in-Ontario policy



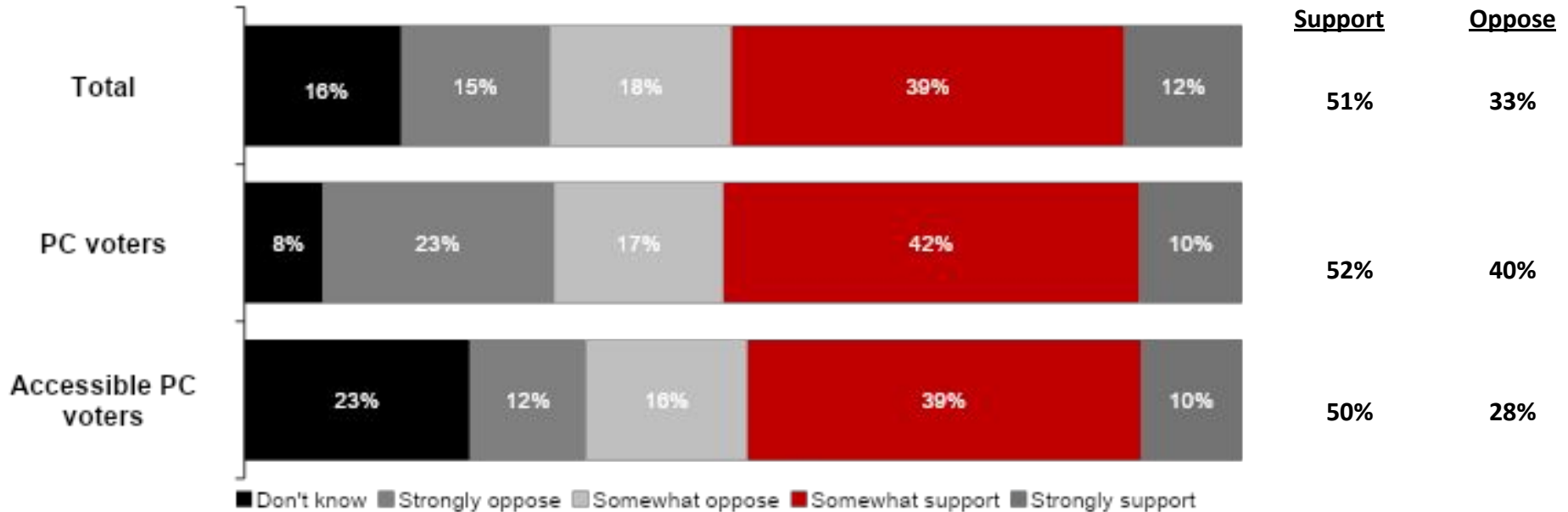
Q20: Let's assume that Premier Ford is campaigning in the election to replace the federal carbon tax with his own made-in-Ontario carbon pricing policy...The other parties also support a carbon price. Which party are you most likely to support? Base : Total Residents (n=1511)

Detailed Results

Other Carbon Pricing Policies

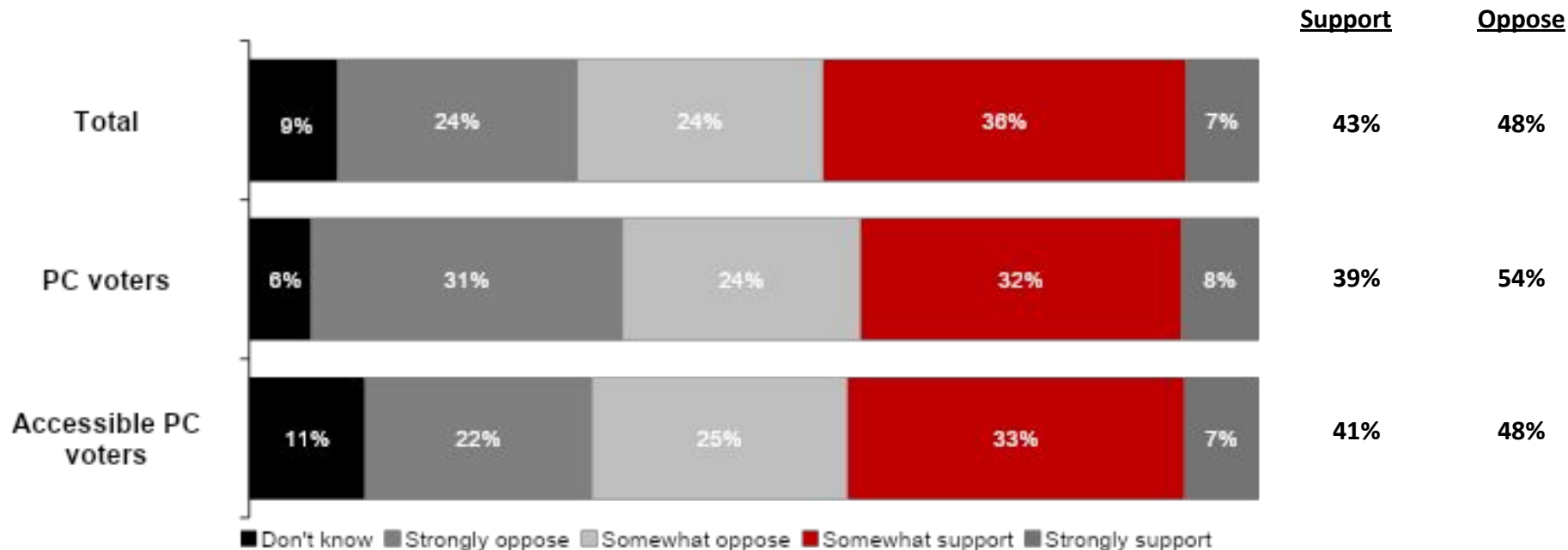
Half of the target riding voters favour the current system of charging for carbon pollution

Support is strongest in Etobicoke North riding (60% support) and weakest in Mississauga Streetsville (41%)

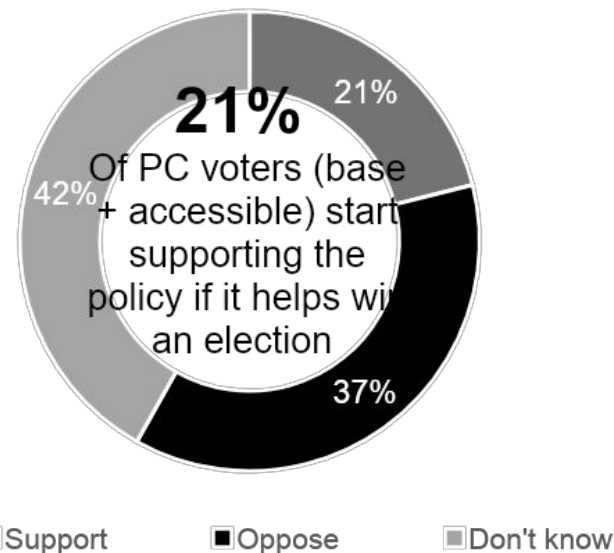
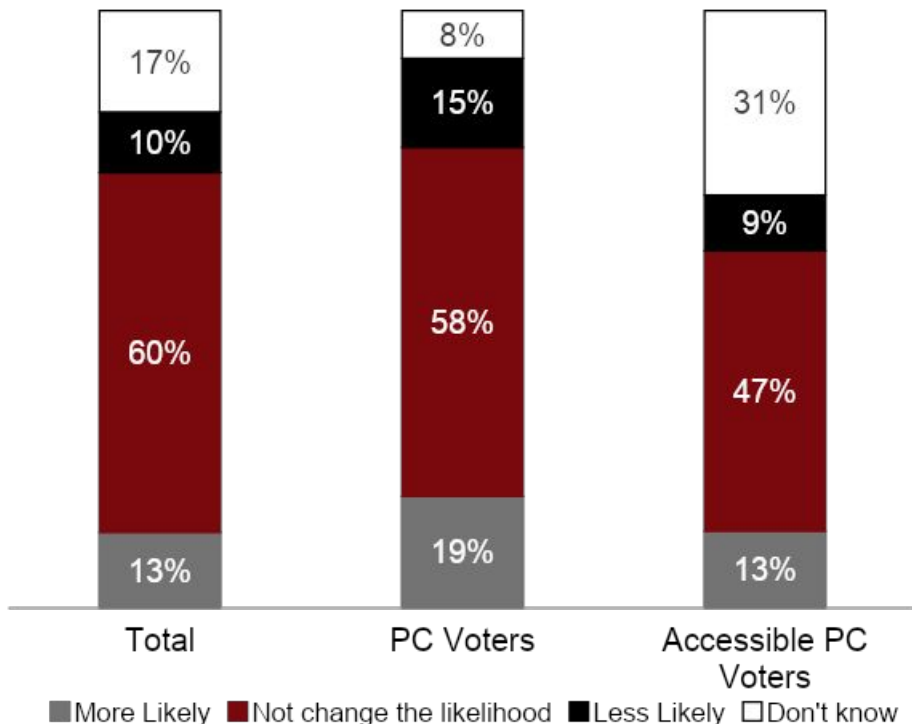


Information on screen: The system of charging for carbon pollution that is currently active in Ontario is commonly referred to as a carbon tax. Last year, it added 8.8 cents to the price of a liter of gasoline and 7.8 cents to the cost of a cubic metre of natural gas for home heating. The average Ontario household of four also received \$718 back in rebates in 2021 from this carbon tax (as an income tax refund). The carbon tax and the carbon rebate will both rise each year until 2030. In that year, the tax will add 38 cents / liter to the price of gasoline and will return \$2000 in rebates to the average household of four.

43% of those initially opposing the policy, shift to supporting it when clear money is rebated back to families and businesses



Adoption of this form of tax makes 13% accessible voters more likely to vote PC, 21% of PC voters initially opposed to the policy support if it improves election prospects of the party in next provincial election



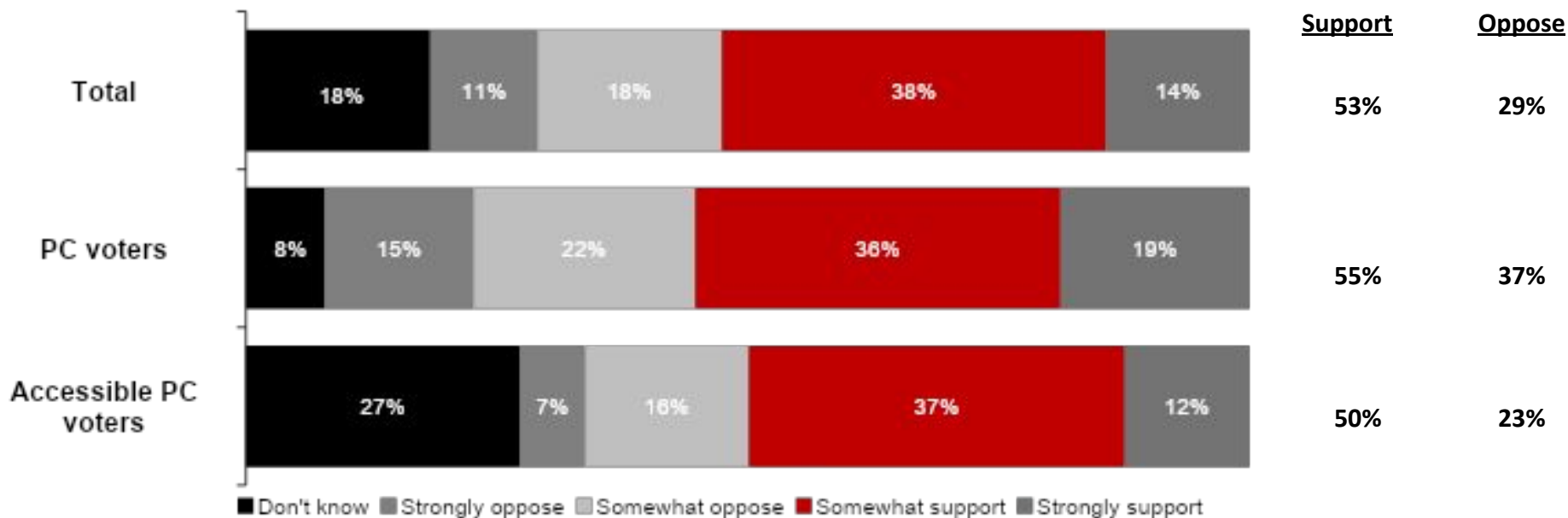
Q15C: If Doug Ford and the Progressive Conservatives were to adopt this policy, would it make you more likely to vote for them in the next provincial election, less likely or not change your likelihood of voting PC?

Base : Total Residents (n=1511)

'Q15D: If you knew that adopting this carbon pricing policy would help the Progressive Conservatives win the next provincial election, would you support or oppose the policy?

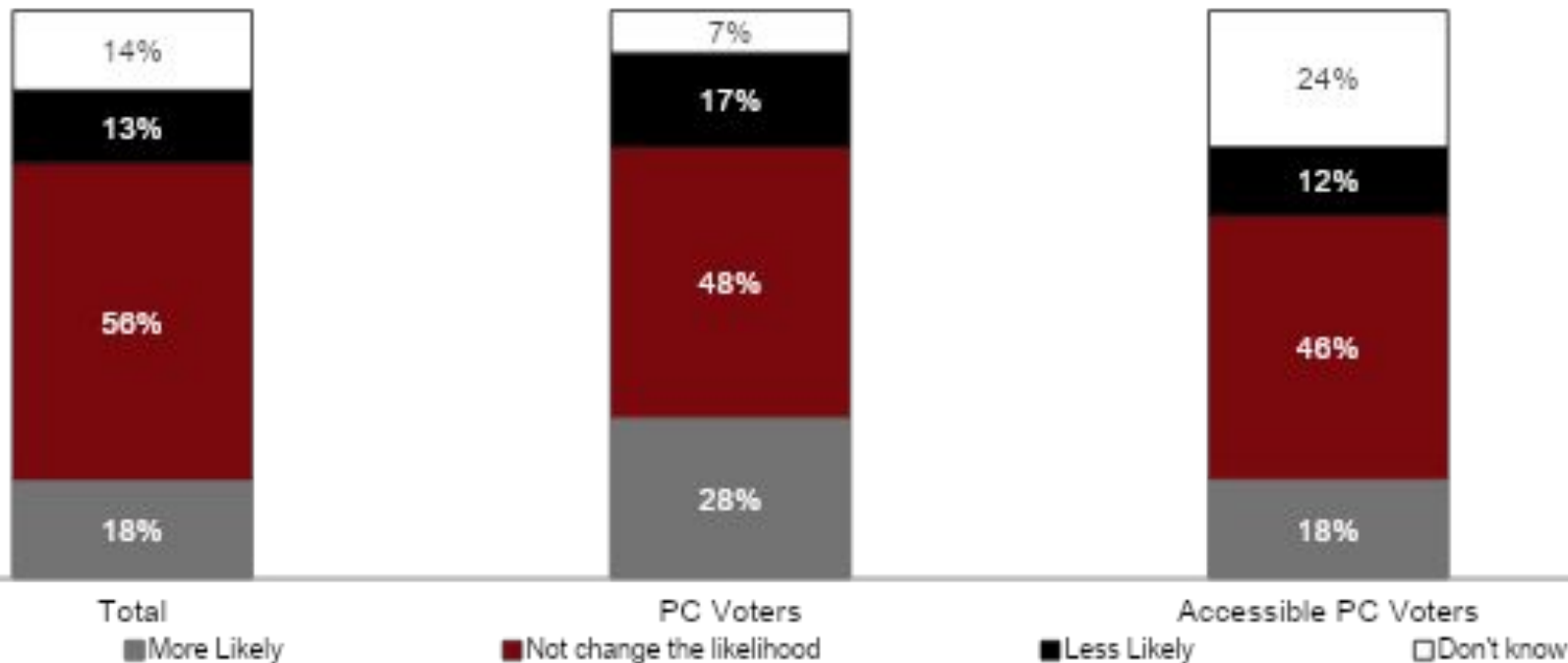
Base : Residents, PC Voter opposing adoption of policy (Q15A) (n=374)

50% of accessible PC voters also favour the carbon pricing policy where proceeds are used to cut personal income tax



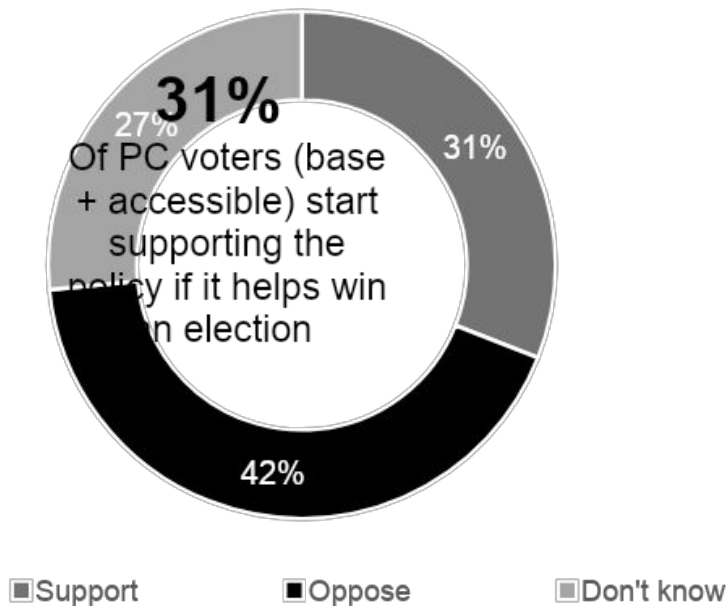
The support for this policy is strongest in Ajax riding (65%) and weakest in Brampton South, Eglington – Lawrence ridings (47%). Females aged 55+ are most likely to support (55% support), while males aged 35-54 are least likely to favour this policy (46%)

This form of policy makes 18% accessible voters more likely to vote for the PCs, slightly higher than the policy rebating money back



The likelihood to vote PC is largest in Willowdale riding (24%), Ajax (22%) and smallest in Mississauga East- Cooksville (12%)

31% of PC voters initially opposed to the policy will support if it improves PC party's likelihood to win the election



RESPONDENTS PROFILE

RESPONDENT PROFILE – *Target Ridings (1/2)*

	Weighted
n=	1511
Gender	(%)
Male	47
Female	52
Other	1
Age	
18 to 34	28
35 to 54	46
55 years of age or older	26
Employment	
Retired	17
Working Full-time/part-time	58
Student	4
Homemaker	4
Unemployed	4
Disability	1

	Weighted
n=	1511
Household Income	(%)
Less than \$60K	22
\$40K to less than \$100K	28
\$100K and over	39
Education	
High school	8
Some college or university	15
A college or university degree	54
A graduate degree	22

RESPONDENT PROFILE – *Target Ridings (2/2)*

	Unweighted	Weighted
n=	1511	1511
Region		(%)
Ajax	145	8
Brampton South	155	12
Mississauga East-Cooksville	169	11
Mississauga-Streetsville	160	12
Eglinton-Lawrence	160	11
Etobicoke Centre	160	10
Etobicoke North	100	7
Etobicoke-Lakeshore	151	9
Northumberland-Peterborough South	160	8
Willowdale	160	12

OUR SERVICES

- **Leger**
Marketing research and polling
- **Leger Metrics**
Real-time VOC satisfaction measurement
- **Leger Analytics**
Data modeling and analysis
- **Legerweb**
Panel management
- **Leger Communities**
Online community management
- **Leger Digital**
Digital strategy and user experience
- **International Research**
Worldwide Independent Network (WIN)

600
EMPLOYEES



185
CONSULTANTS



8
OFFICES

CALGARY | EDMONTON | MONTREAL | PHILADELPHIA
QUEBEC CITY | TORONTO | VANCOUVER | WINNIPEG

OUR CREDENTIALS



Leger is a member of the Canadian Research Insights Council (CRIC), the industry association for the market/survey/insights research industry.



Leger is a member of ESOMAR (European Society for Opinion and Market Research), the global association of opinion polls and marketing research professionals. As such, Leger is committed to applying the international ICC/ESOMAR code of Market, Opinion and Social Research and Data Analytics.



Leger is also a member of the Insights Association, the American Association of Marketing Research Analytics.



We know Canadians



leger360.com



@leger360



/LegerCanada



/company/leger360



@leger360